

Log In

Find An Event   [advanced search](#) Find Race Results



Post results for free!  
Create a contributor account.

**Buy Photos Online**

Free Stock Photos & Digital Images 10 Million Images - HD Only \$0.20

[www.Dreamstime.com/Photos](http://www.Dreamstime.com/Photos)



Ads by Google

Powerman Muncie



**Powerman Muncie**

Sprint Duathlon

October 2, 2010 in Muncie, IN

[Question About Results?](#)

Events

- Sprint Duathlon
- Olympic Duathlon
- Powerman Duathlon
- Powerman Duathlon - Professionals
- Sprint Duathlon Relay
- Olympic Duathlon Relay
- Powerman Duathlon Relay

Summary

Number of Finishers: 58  
 Number of Females: 17  
 Number of Males: 41  
 Average Time: 1:38:03

Results By



Sprint Duathlon - Results

**Search for Results**

Please use one or more of the fields below to search. You do not need to use all of the fields.

- [show all results](#)
- [show results by division](#)
- [show results by age](#)
- [show results by gender](#)

First Name

Last Name

Bib Number

City

State

Division



top  at

Male Participants Female Participants




1. Ashley Kent	1:07:34	1. Geraldine Lupini	1:23:39
2. Jeffrey Zickus	1:12:30	2. Michelle Kitze	1:25:29
3. Mark Reams	1:14:34	3. Debra Wilson	1:37:49
4. Rory Helms	1:14:57	4. Danielle Dunn	1:40:34
5. Michael Carmean	1:18:37	5. Amy Fletcher	1:41:57

displaying: 1 - 58 of 58  
 number of records per page: [\[10\]](#) [\[25\]](#)  
[\[50\]](#) [\[all\]](#)

NO	FN	LN	DIVISION	OVERALL	DIVPL	SEXPL	RUN1	RATE	RANK	T1	BIKE	RATE	RANK	T2	RUN2	RATE	RANK	TIME
599	Ashley	Kent	M ELITE	1	1/4	1/41	14:25	4:39	1	0:37	33:02	23.2	1	0:34	18:58	6:07	2	1:07:34
355	Jeffrey	Zickus	M ELITE	2	2/4	2/41	17:29	5:39	2	0:55	35:20	21.7	5	0:45	18:02	5:49	1	1:12:30
354	Mark	Reams	M ELITE	3	3/4	3/41	19:11	6:12	5	0:55	34:32	22.2	3	0:30	19:28	6:17	4	1:14:34
352	Rory	Helms	M ELITE	4	4/4	4/41	18:27	5:57	3	1:01	35:16	21.8	4	0:48	19:27	6:17	3	1:14:57
357	Michael	Carmean	M 55-59	5	1/3	5/41	20:39	6:40	9	0:41	34:31	22.3	2	0:36	22:12	7:10	10	1:18:37
346	Logan	Worley	M 25-29	6	1/4	6/41	20:01	6:28	6	1:07	36:39	21.0	6	0:43	20:37	6:39	6	1:19:05
341	Robert	Spath	M 35-39	7	1/9	7/41	20:06	6:30	7	1:01	36:40	20.9	7	0:47	21:30	6:56	8	1:20:02
363	Ben	Wheatley	M 20-24	8	1/2	8/41	20:34	6:38	8	0:46	38:23	20.0	18	0:35	20:19	6:34	5	1:20:35
365	Jerome	Bauer	M 17-19	9	1/2	9/41	19:00	6:08	4	1:15	40:04	19.2	26	0:43	21:53	7:04	9	1:22:53
353	Geraldine	Lupini	F 45-49	10	1/3	1/17	21:52	7:03	12	1:01	36:53	20.8	8	1:07	22:49	7:22	13	1:23:39
336	Hunter	Rackley III	M 25-29	11	2/4	10/41	20:48	6:43	10	1:24	38:56	19.7	20	1:57	20:41	6:41	7	1:23:43
359	Michelle	Kitze	F ELITE	12	1/1	2/17	22:10	7:09	14	1:03	37:37	20.4	10	1:18	23:23	7:33	15	1:25:29
360	Terry	Hutchins	M 60-64	13	1/3	11/41	21:56	7:05	13	0:57	38:56	19.7	21	0:39	23:15	7:30	14	1:25:41
327	John	Kuhn	M 40-44	14	1/3	12/41	23:16	7:31	19	1:27	38:01	20.2	15	1:10	24:11	7:48	16	1:28:03
310	Tyson	Daake	M 20-24	15	2/2	13/41	21:16	6:52	11	1:26	39:20	19.5	22	1:18	25:31	8:14	21	1:28:50
302	Paul	Babcock	M 25-29	16	3/4	14/41	22:30	7:16	15	1:09	42:05	18.2	31	0:45	22:41	7:19	11	1:29:08
330	Michael	Lupini	M 45-49	17	1/3	15/41	22:37	7:18	16	5:39	37:17	20.6	9	0:57	22:41	7:19	12	1:29:09
329	Kevin	Lingg	M 35-39	18	2/9	16/41	23:04	7:27	17	1:30	38:02	20.2	16	1:53	24:54	8:02	18	1:29:21
316	Thomas	Hale	M 50-54	19	1/4	17/41	23:04	7:27	18	1:13	39:51	19.3	25	1:00	24:41	7:58	17	1:29:47
335	Brian	Prokop	M 30-34	20	1/2	18/41	23:53	7:42	21	1:44	37:57	20.2	14	1:35	25:07	8:06	20	1:30:13
312	Mark	Ewing	M 35-39	21	3/9	19/41	24:00	7:45	24	1:28	37:47	20.3	12	1:10	25:50	8:20	24	1:30:15
324	Robert	Kelley	M 45-49	22	2/3	20/41	24:50	8:01	25	1:19	38:31	19.9	19	1:03	26:06	8:26	25	1:31:49
333	Steven	Nicholson	M 40-44	23	2/3	21/41	23:59	7:45	23	1:25	38:02	20.2	17	1:32	27:03	8:44	27	1:32:00
328	William	Lewis	M 40-44	24	3/3	22/41	23:45	7:40	20	1:55	37:53	20.3	13	2:31	27:15	8:48	29	1:33:18
311	Hank	Daunhauer	M 30-34	25	2/2	23/41	26:52	8:40	34	1:16	37:39	20.4	11	1:09	27:20	8:49	30	1:34:14
348	Jethro	Zapanta	M 35-39	26	4/9	24/41	23:54	7:43	22	1:41	39:30	19.4	24	1:26	28:13	9:06	33	1:34:41
313	Thomas	Ferkinhoff	M 45-49	27	3/3	25/41	26:22	8:31	32	1:16	42:00	18.3	30	0:41	25:43	8:18	23	1:36:01
315	Leo	Fohl	M 65-69	28	1/1	26/41	25:37	8:16	29	1:21	43:12	17.8	35	1:15	25:38	8:16	22	1:37:01
345	Debra	Wilson	F 55-59	29	1/1	3/17	27:17	8:48	39	1:16	40:39	18.9	27	0:58	27:40	8:56	31	1:37:49
326	Tige	Koll	M 35-39	30	5/9	27/41	25:58	8:23	30	1:57	39:28	19.5	23	1:44	29:50	9:38	43	1:38:55
307	Russell	Cox	M 50-54	31	2/4	28/41	25:15	8:09	28	1:41	44:53	17.1	38	1:20	26:54	8:41	26	1:40:02
350	Danielle	Dunn	F COLL	32	1/1	4/17	24:52	8:02	26	1:05	48:53	15.7	51	0:51	24:55	8:03	19	1:40:34
358	Scott	Arvin	M 50-54	33	3/4	29/41	27:12	8:47	37	1:17	42:33	18.0	32	1:12	29:29	9:31	41	1:41:40
314	Amy	Fletcher	F 40-44	34	1/2	5/17	28:26	9:11	46	1:25	42:51	17.9	34	1:16	28:02	9:03	32	1:41:57
321	James	Israel	M 60-64	35	2/3	30/41	27:01	8:43	36	1:29	43:16	17.8	36	1:43	29:39	9:34	42	1:43:05
325	Teresa	Kelley	F 50-54	36	1/3	6/17	28:43	9:16	50	1:23	41:53	18.3	29	1:13	29:59	9:41	44	1:43:09
351	Ryan	Nelson	M COLL	37	1/1	31/41	26:54	8:41	35	1:08	44:53	17.1	39	0:55	29:24	9:29	40	1:43:12
340	Jay	Simpkiss	M 35-39	38	6/9	32/41	25:01	8:05	27	1:09	47:04	16.3	47	1:10	29:15	9:26	35	1:43:38
361	Craig	Buckles	M 50-54	39	4/4	33/41	27:13	8:47	38	1:13	42:48	17.9	33	1:17	31:27	10:09	50	1:43:56
339	Josh	Shirey	M 35-39	40	7/9	34/41	28:32	9:13	47	2:19	41:25	18.5	28	1:51	30:13	9:45	46	1:44:19
331	Beth	McKay	F 45-49	41	2/3	7/17	26:47	8:39	33	2:50	45:36	16.8	42	2:04	27:05	8:44	28	1:44:21
338	Emily	Romack	F 20-24	42	1/2	8/17	28:17	9:08	43	1:27	45:14	17.0	40	0:59	30:47	9:56	48	1:46:42
344	Mary	White	F 35-39	43	1/1	9/17	27:47	8:58	40	1:40	47:16	16.2	48	1:27	28:57	9:21	34	1:47:05
301	Michelle	Atkins	F 40-44	44	2/2	10/17	28:23	9:10	45	1:47	45:34	16.9	41	1:21	30:23	9:48	47	1:47:26
334	Jim	Pickett	M 60-64	45	3/3	35/41	29:40	9:35	51	1:40	44:29	17.3	37	2:16	30:04	9:42	45	1:48:06
342	Nolita	Stewart	F 30-34	46	1/2	11/17	27:52	9:00	41	2:17	46:19	16.6	44	1:50	31:06	10:02	49	1:49:22
303	Abby	Betz	F 20-24	47	2/2	12/17	27:54	9:00	42	1:40	51:02	15.0	55	1:02	29:21	9:29	38	1:50:56
318	Charles	Horton	M 55-59	48	2/3	36/41	28:40	9:15	48	2:09	50:48	15.1	54	1:08	29:19	9:28	36	1:52:02
323	Anita Keddie	Keddie	F 50-54	49	2/3	13/17	28:22	9:09	44	1:45	50:30	15.2	53	2:09	29:23	9:29	39	1:52:06
305	Kyle	Black	M 35-39	50	8/9	37/41	31:08	10:03	54	2:30	45:41	16.8	43	1:35	31:28	10:09	51	1:52:20
319	Patrick	Horton	M 25-29	51	4/4	38/41	28:42	9:16	49	2:00	48:48	15.7	50	1:59	31:53	10:17	52	1:53:20
320	Lindsay	Immel	F 25-29	52	1/1	14/17	26:09	8:26	31	1:54	54:28	14.1	58	1:37	29:20	9:28	37	1:53:26
191	Carla	Happel	F 45-49	53	3/3	15/17	30:37	9:53	52	2:09	48:46	15.7	49	1:59	33:31	10:49	53	1:57:00
343	Gary	Timpe	M 35-39	54	9/9	39/41	32:22	10:27	55	2:00	46:45	16.4	45	1:26	35:05	11:19	54	1:57:36
308	Elizabeth	Crawford	F 50-54	55	3/3	16/17	35:43	11:32	57	2:15	47:02	16.3	46	2:01	35:15	11:23	55	2:02:14
362	Wiltie	Anderson	M 17-19	56	2/2	40/41	30:59	10:00	53	1:42	50:02	15.3	52	1:36	39:08	12:38	57	2:03:26
337	Joan	Reynolds	F 30-34	57	2/2	17/17	33:29	10:48	56	1:46	51:09	15.0	56	1:52	36:02	11:38	56	2:04:16
332	Stephen	Naylor	M 55-59	58	3/3	41/41	35:44	11:32	58	2:40	52:27	14.6	57	3:11	45:32	14:42	58	2:19:32

 - click this icon in the results above for a printable page  
 - click this icon in the results above to show finishers before and after

---

<a href="#">Home</a>	<a href="#">Contact</a>	 
<a href="#">Results</a>	<a href="#">Advanced Search</a>	
<a href="#">Calendar</a>	<a href="#">Profile</a>	 © 1999 - 2010 End Result, Inc. OnlineRaceResults.com is a service of End Result, Inc. s1 - f6930d1 - lo
<a href="#">Become a Contributor</a>	<a href="#">Media</a>	
<a href="#">Post Your Results</a>		